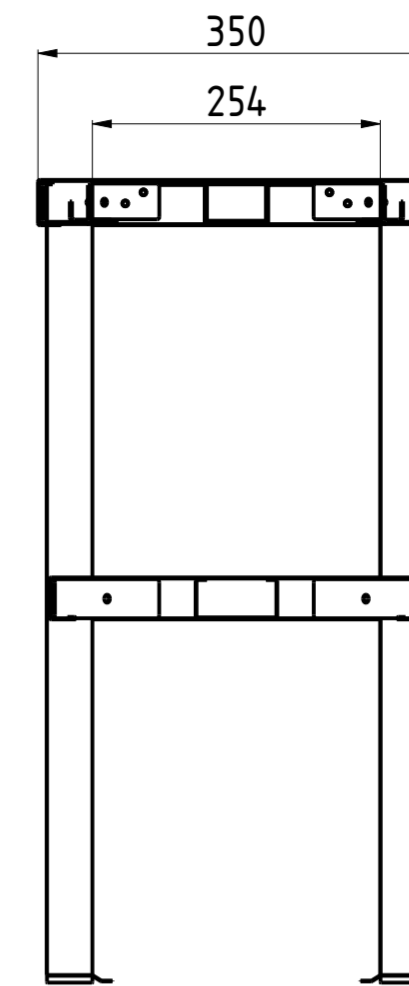




FRONT VIEW 3:20



A-A



A(1:2)

FIXING

DATA DATE	MODIF. N. MODIF. NO.	DESCRIZIONE MODIFICHE MODIFICATION DESCRIPTION	DISegnATO DRAWN BY	APPROVATO APPROVED
MODELLO MODEL	RIPIANO DI APPOGGIO DOPPIO 180x35x70 TABLES TOP AND SHELF 180x35x70		DISEGNO N. DRAWING NO. DSRAD18357	SCALA SCALE -
PARTICOLARE DETAIL	SCHEDE TECNICA DATA SHEET		DISEGNATO DRAWN BY M.PAPI	DATA DATE
MATERIALE MATERIAL	SPESS. THICK.	APPROVATO APPROVED	SHEET 2 OF 3	
FINITURA FINISH	PEZZI N. PIECES NO.	SOSTITUISCE IL DIS. N. IT REPLACES DRAWING NO.		ULTIMA EMISS. LAST EDITION
TRATTAMENTO TREATMENT	COLORE COLOUR	SOSTITUITO DAL DIS. N. REPLACED BY DRAWING NO.		
		RISTOPRO SRL FRAZ. BORGO TUFICO, 47 FABRIANO (AN) ITALY +39.732.043494 WWW.RISTOPRO.COM		

ELABORATO CON SISTEMA CAD
DESIGNED BY CAD/STEM

QUOTA PRIMARIA
PRIMARY DIMENSION
XX

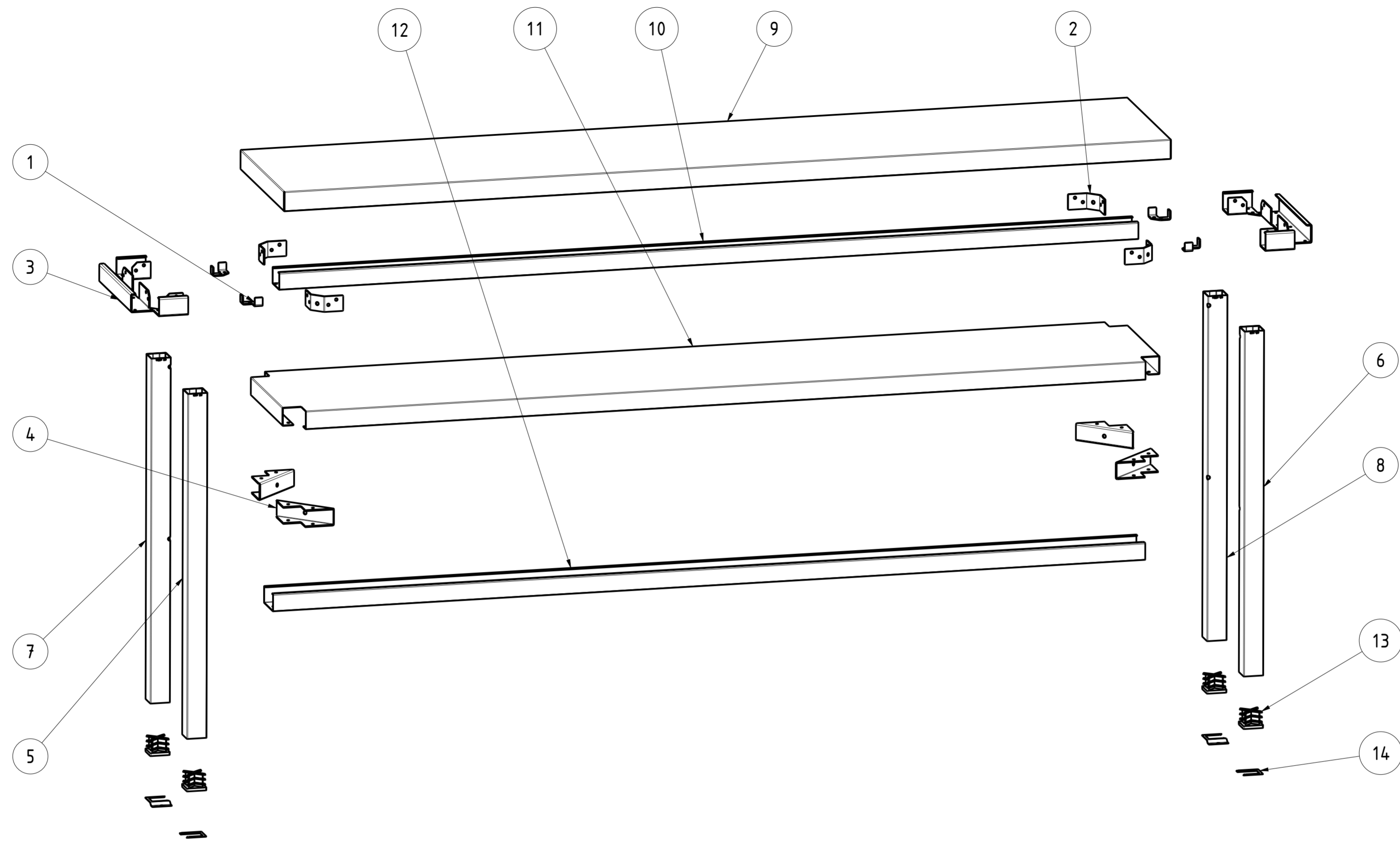
ANGOLI
Angles
±0.30°

TOLLERANZA UNLESS OTHERWISE STATED

>500	±0.75
400-500	±0.65
315-400	±0.60
250-315	±0.55
180-250	±0.50
120-180	±0.45
80-120	±0.40
50-80	±0.35
30-50	±0.30
18-30	±0.25
10-18	±0.20
5-10	±0.15
0-5	±0.10

LUNGH. E DIAM.
LENGHT AND DIAM.
mm

FORM.A-2



14	RA11	4	STAFFA FISSAGGIO AL TAVOLO	FIXING BRACKET
13	QA40	4	COPRITESTA 40x40x6	PLASTIC HEAD COVER
12	NT3432	1	OMEGA RINF. PIANO INTERMEDIO L180	MIDDLE SHELF REINFORCEMENT L180
11	NT3254	1	PIANO APPOGGIO INTERMEDIO 180x35	MIDDLE SHELF 180x35
10	NT3011	1	OMEGA RINF. PIANO TOP L180	SHELF REINFORCEMENT L180
9	NT3009	1	PIANO APPOGGIO TOP 180x35	SUPPORT SHELF 100x35
8	NT2788	1	GAMBA POST DX H70 2FORI TAV SOVRAP 2RIP	RIGHT REAR LEG DOUBLE SUPPORT SHELF H70
7	NT2787	1	GAMBA POST SX H70 2FORI TAV SOVRAP 2RIP	LEFT REAR LEG DOUBLE SUPPORT SHELF H70
6	NT2786	1	GAMBA ANT DX H70 2FORI TAV SOVRAP 2RIP	RIGHT FRONT LEG DOUBLE SUPPORT SHELF H70
5	NT2785	1	GAMBA ANT SX H70 2FORI TAV SOVRAP 2RIP	LEFT FRONT LEG DOUBLE SUPPORT SHELF H70
4	NT1980	4	PIASTRA ANGOLO FIX PIANO FONDO	CORNER PLATE FIXING SHELF BOTTOM
3	NT1758	2	SUPPORTO LATERALE PER FIX. GAMBE P35	LATERAL SUPPORT FIXING LEGS P35
2	NT233	4	RINFORZO ANGOLO SUPP. LATER.	SIDE CORNER REINFORCEMENT
1	NT232	4	PIASTRINO SPESSORE RINF. ANGOLO CORN.	CORNER REINFORCEMENT
ITEM NO	PART NUMBER	QTY	DESCRIPTION	

DATA DATE	MODIF. N. MODIF. NO.	DESCRIZIONE MODIFICHE MODIFICATION DESCRIPTION	DISegnATO DRAWN BY	APPROVATO APPROVED
MODELLO MODEL		RIPIANO DI APPOGGIO DOPPIO 180x35x70 TABLES TOP AND SHELF 180x35x70	DISegno N. DRAWING NO. DSRAD18357	SCALA SCALE -
PARTICOLARE DETAIL		SCHEDA TECNICA DATA SHEET	DISegnATO DRAWN BY M.PAPI	DATA DATE
MATERIALE MATERIAL		SPESS. THICK.	APPROVATO APPROVED	SHEET 3 OF 3
FINITURA FINISH		PEZZI N. PIECES NO.	SOSTITUISCE IL DIS. N. IT REPLACES DRAWING NO.	ULTIMA EMISS. LAST EDITION
TRATTAMENTO TREATMENT		COLORE COLOUR	SOSTITUITO DAL DIS. N. REPLACED BY DRAWING NO.	
RISTOPRO PROFESSIONAL CATERING EQUIPMENT		RISTOPRO SRL FRAZ. BORGO TUFICO, 47 FABRIANO (AN) ITALY +39.732.043494 WWW.RISTOPRO.COM		 mm

TOLLERANZA UNLESS OTHERWISE STATED
 QUOTE SENZA TOLLERANZA
 TOLERANCE UNLESS OTHERWISE STATED
 QUOTE WITHOUT TOLERANCE
 ELABORATO CON SISTEMA CAD
 DESIGNED BY CAD/STEM
 QUOTA PRIMARIA
 PRIMARY DIMENSION
 XX
 ANGOLI
 Angles
 >500 ±0.75
 400-500 ±0.65
 315-400 ±0.60
 250-315 ±0.55
 120-180 ±0.45
 80-120 ±0.40
 50-80 ±0.35
 30-50 ±0.30
 18-30 ±0.25
 10-18 ±0.20
 5-10 ±0.15
 0-5 ±0.10
 LUNGH. E DIAM.
 LENGTH AND DIAM.