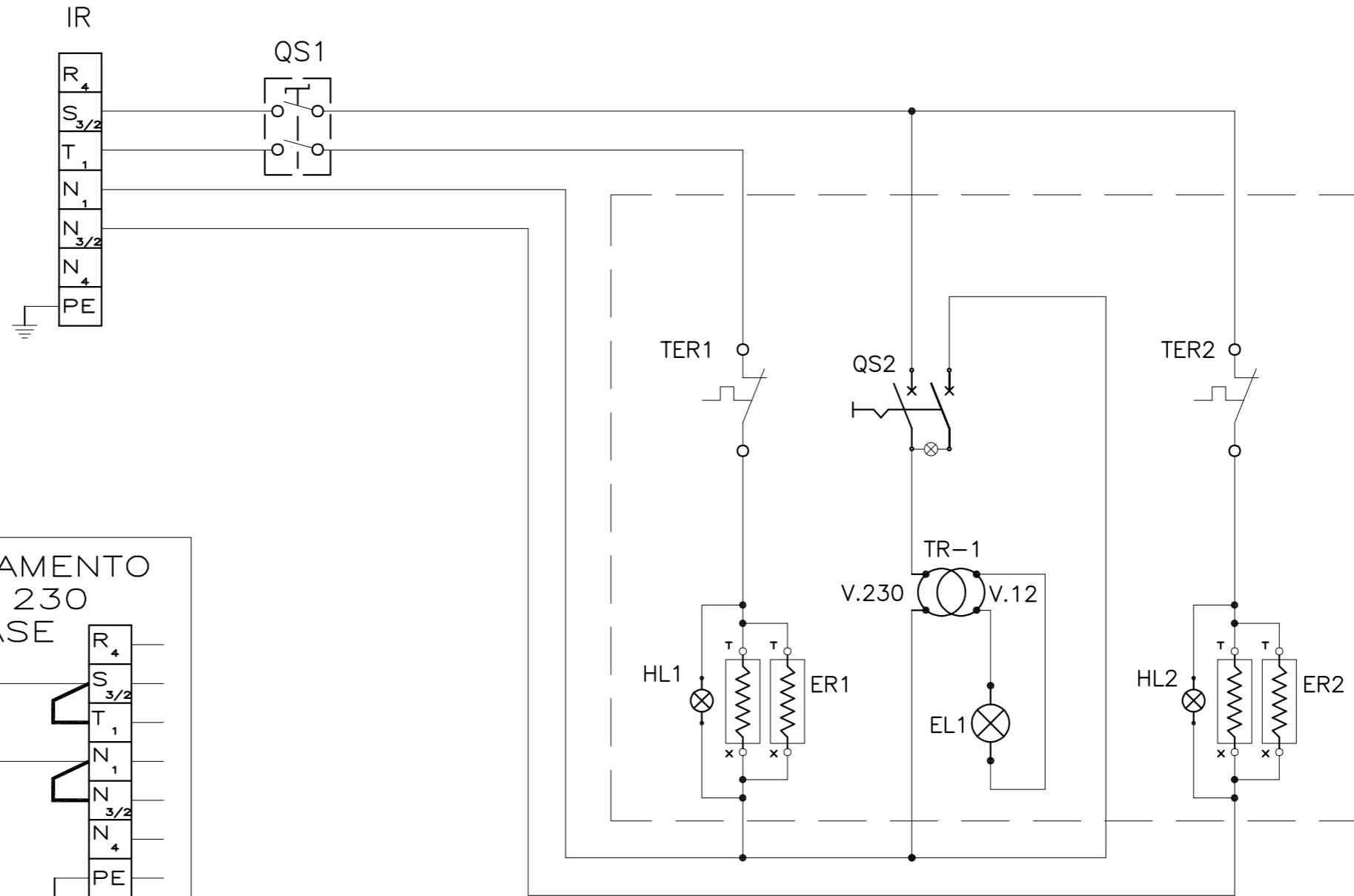

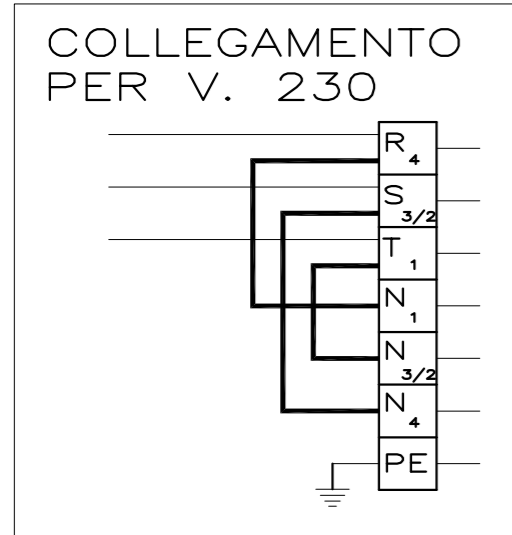
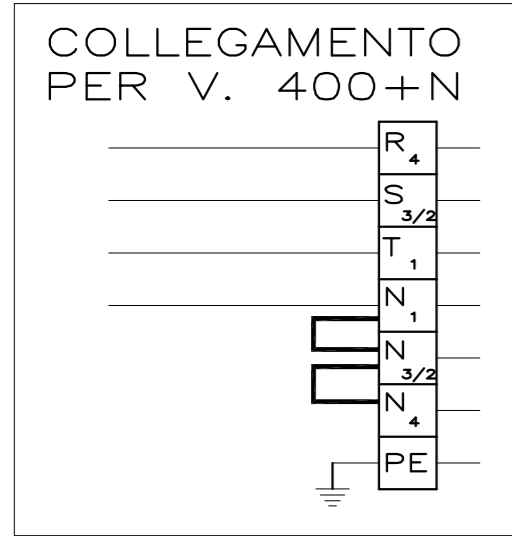


SCHALTPLAN



KBS Gastrotechnik GmbH – Schoßbergstraße 26 – 65201 Wiesbaden

F3+N+PE



| | | |
|------|------------------------------------|---------------------------------------|
| IR | INGRESSO RETE | |
| TER1 | TERMOST. TEMPERATURA CIELO | |
| TER2 | TERMOST. TEMPERATURA PLATEA | |
| ER1 | ELEMENTI RISCALDANTI CIELO | RESISTENZA DA W. 1650 V.230 X2 UGUALI |
| ER2 | ELEMENTI RISCALDANTI PLATEA | RESISTENZA DA W. 1650 V.230 X2 UGUALI |
| HL1 | SPIA ELEMENTI RISCALDANTI CIELO | |
| HL2 | SPIA ELEMENTI RISCALDANTI PLATEA | |
| EL1 | LUCE CAMERA LAMPADA ALOGENA | |
| QS2 | INTERRUTTORE LUCE CAMERA SUPERIORE | |
| TR-1 | TRASFORMATORE V. 230/12 | |
| QS1 | SELETTORE 0/1 | |
| X | X | |

TK-1B MECCANICO
con selettore

| | | | |
|----------------------------------|----------------------------------|------------|----------|
| FILE: | | OO | 21/10/05 |
| VECCHIO CODICE | DESCRIZIONE: SCHEMA ELETTRICO | PESO Kg | |
| ORIGINE MODELLO: TK-1B MECCANICO | | Q.TA' | |
| MATERIA PRIMA: CABLAGGIO | | PAG. | 1/1 |
| SEGUE: | PIEG. | DIS. | SC. |

