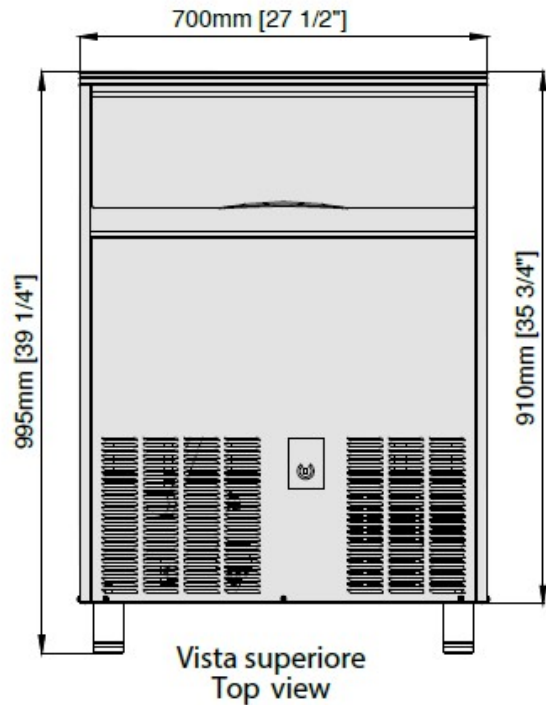
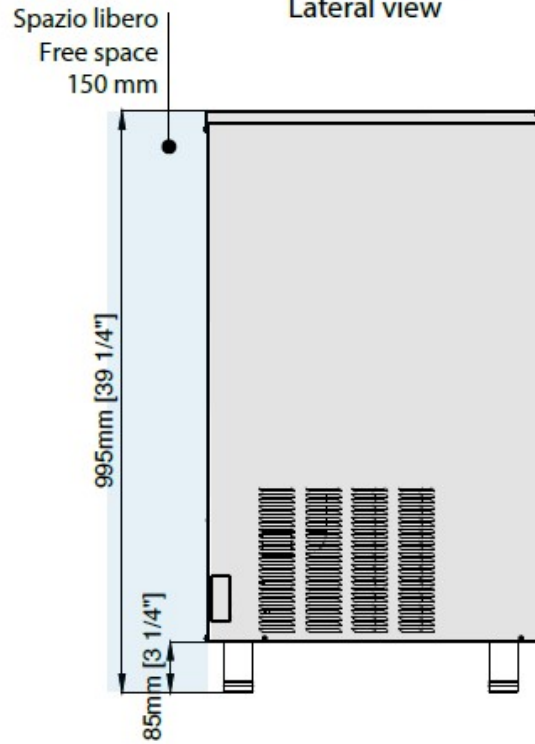


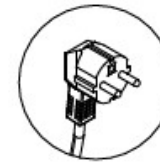
Vista frontale
Front view



Vista laterale
Lateral view



- B** Electrical cable supply
Ingresso alimentazione elettrica
- C** Water outlet connection
Attacco scarico acqua Ø 20 mm
- D** Water outlet connection
water condensation / Uscita
acqua condensatore ad
acqua Ø 20 mm
- E** Water inlet connection / Attacco
entrata acqua - 3/4"gas



Schuko plug
Spina schuko



Kit 4 Feet
Kit 4 piedini
Ø50mm H100-120 mm

