



ice line


MIGEL




KV 190

FABBRICATORI DI GHIACCIO IN CUBETTI
MACHINES À GLAÇONS
ICE CUBE MACHINES
FABRICADORES DE HIELO EN CUBITOS
EISWÜRFELBEREITER

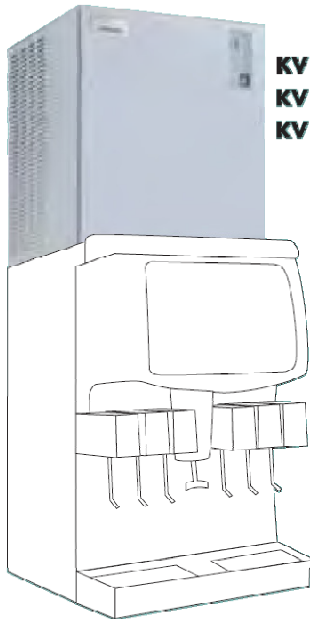
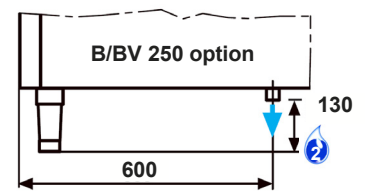
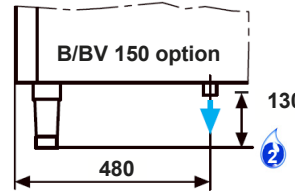
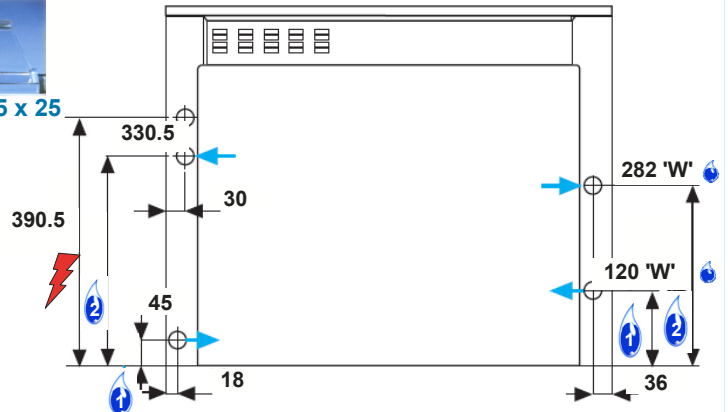
SERIE **KV** 40 80 120 150 190 290 400



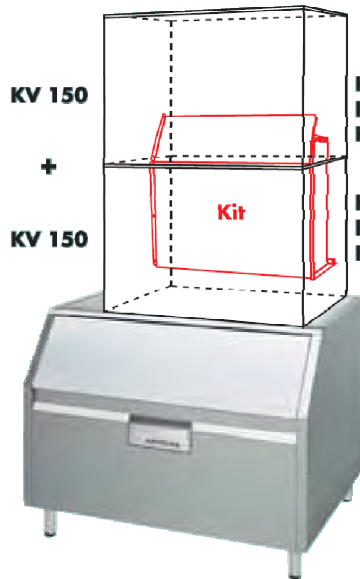
Stainless Steel AISI 304



25 x 25 x 25




KV 150
KV 200 22"
KV 250 22"



KV 150
+
KV 150

KV 190
KV 290
KV 400
+
KV 190
KV 290
KV 400

L=1800 mm		
ø 3/4"		
ø 3/4"		
130÷140 mm		



Kg / 24h - Air


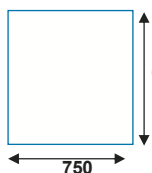
	38°	108	32°	
	32°	131	21°	
	21°	175	15°	
	10°	195	10°	

Kg / 24h - Water

	38°	146	32°	
	32°	165	21°	
	21°	192	15°	
	10°	200	10°	



Stainless Steel AISI 304



25 x 25 x 25



Air



Water

KV 190

FABBRICATORI DI GHIACCIO IN CUBETTI
MACHINES À GLAÇONS
ICE CUBE MACHINES
FABRICADORES DE HIELO EN CUBITOS
EISWÜRFELBEREITER

Dati tecnici – Caractéristiques techniques – Technical specifications – Datos tecnicos – Technische Daten

Prod.Kg/24h +10°C - Prod.Lb/24h +10°C		195-429
Prod.Kg/24h +10°C - Prod.Lb/24h +10°C		200-440
Cubetti/Glaçons /cubes/cubitos/Würfel - n° /24h		16250
Cubetti/Glaçons /cubes/cubitos/Würfel - n° /24h		16670
Contenitore/Bac/Bin/Depósito/Behälter OPTION B/BV 150	Kg/Lb	150-330
Contenitore/Bac/Bin/Depósito/Behälter OPTION B/BV 250	Kg/Lb	250-550
Dimensione cubetto/Dimensions glaçons/Cubes sizing/Dim. cubitos/Würfelgröße	mm	25x25x25
Larghezza/Largeur/Width/Anchura/Breite	mm	750
Profondità/Profondeur/Depth/Profundidad/Tiefe	mm	625
Altezza/Hauteur/Height/Altura/Höhe	mm	562
Peso netto/Poids net/Net weight/Peso neto/Nettogewicht	Kg	70
Peso lordo/Poids brut/Gross weight/Peso bruto/Bruttogewicht	Kg	79
Vol. imballo/Vol.embal/Vol.(packed)/Volumen con embalaje/Verpackungsvolumen	m ³	0,40
Alimentazione/Voltage/Voltaje/Anschlussspannung	V/Hz/ph	230/50/1
Compressore/Compresseur/Compressor/Compresor/Kompressor	HP	1
Compressore/Compresseur/Compressor/Compresor/Kompressor (T evap.= -15°C)	W	1250
Watt - Totale/Total/Total/Total/Gesaint (T = +43°C)	W	1100
Calorie/Calorie/Calorie/Caloria/Kalorie cond.	Kcal / h	2420
Ampère - Totale/Total/Total/Total/Gesamt	A	6,5
Fusibile/Fusible/Recommanded fuse/Fusible/Netzsicuerung	A	20
Refrigerante/Réfrigérant/Cooling gas/Refrigerante/Kühlmittel	R	290
Carica/Charge/Fill/Carga/Füllmenge	Kg	0,147
eq. CO ₂	Kg	0,441
GWP		3
Carica/Charge/Fill/Carga/Füllmenge	Kg	0,105
eq. CO ₂	Kg	0,315
GWP		3
Entrata acqua/Entrée eau/Water inlet/Entrada agua/Wasseranschluß	Ø	3/4"
Scarico acqua/Vidange eau/Water outlet/Desague/Wasserabfluß	Ø	3/4"
Acqua/Eau/Water/Agua/Wasser - lt / h 21°C / 15°C		9-38
Pressione acqua/Pression eau/Water pressure/Presión agua/Wasserdruck - bar	min / max	1 - 6
Temp.ambiente/Temp.ambiant/Ambient temp./Temp.ambiente/Rammtemperatur - °C	min / max	10 - 40
Temp. acqua/Temp. eau/Water temp./Temp. agua/Wassertemperatur - °C	min / max	5 - 35