

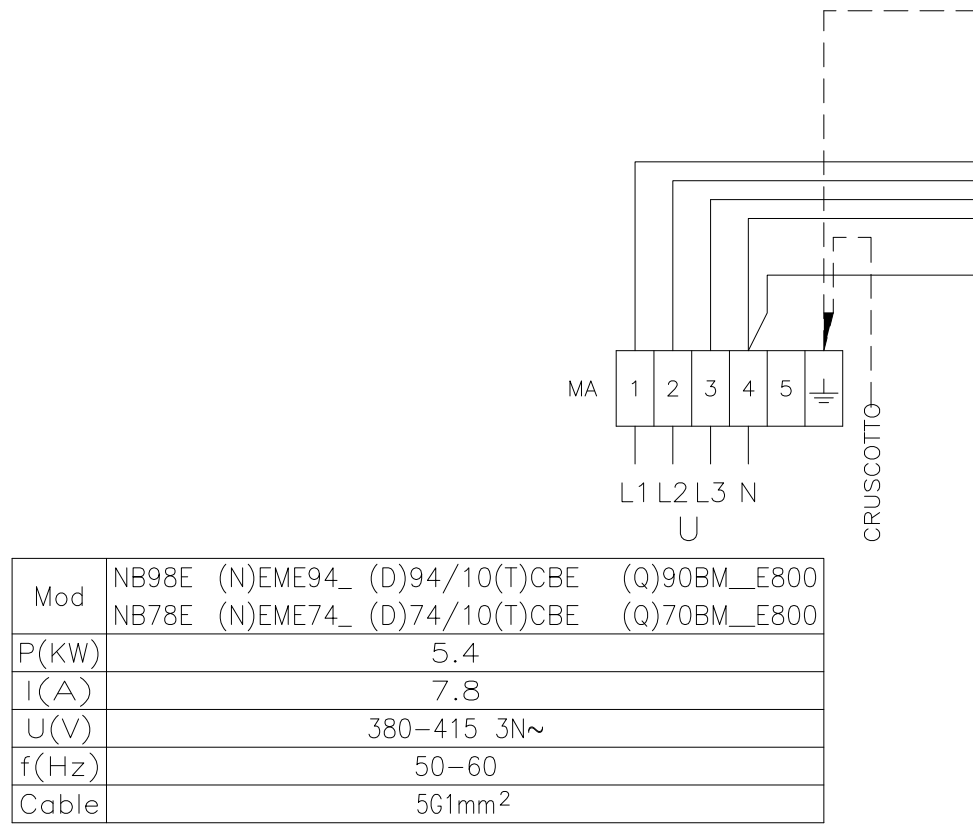
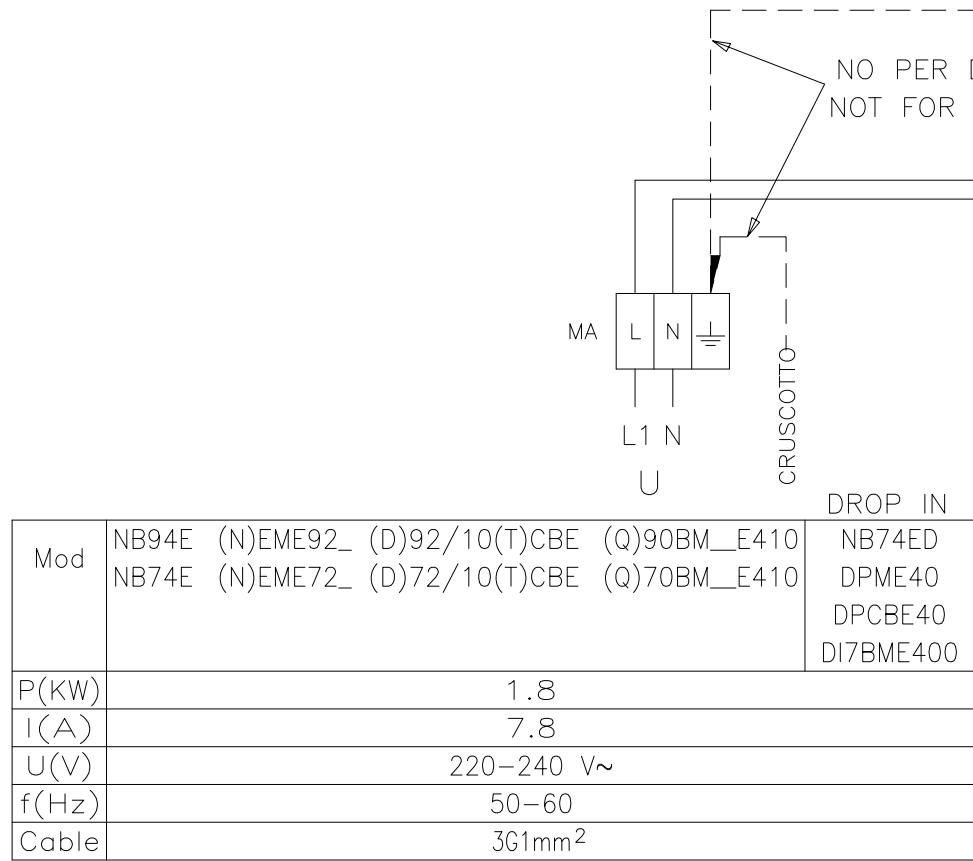
SCHALTPLAN



KBS Gastrotechnik GmbH – Schoßbergstraße 26 – 65201 Wiesbaden

SCHEMA ELETTRICO BAGNOMARIA

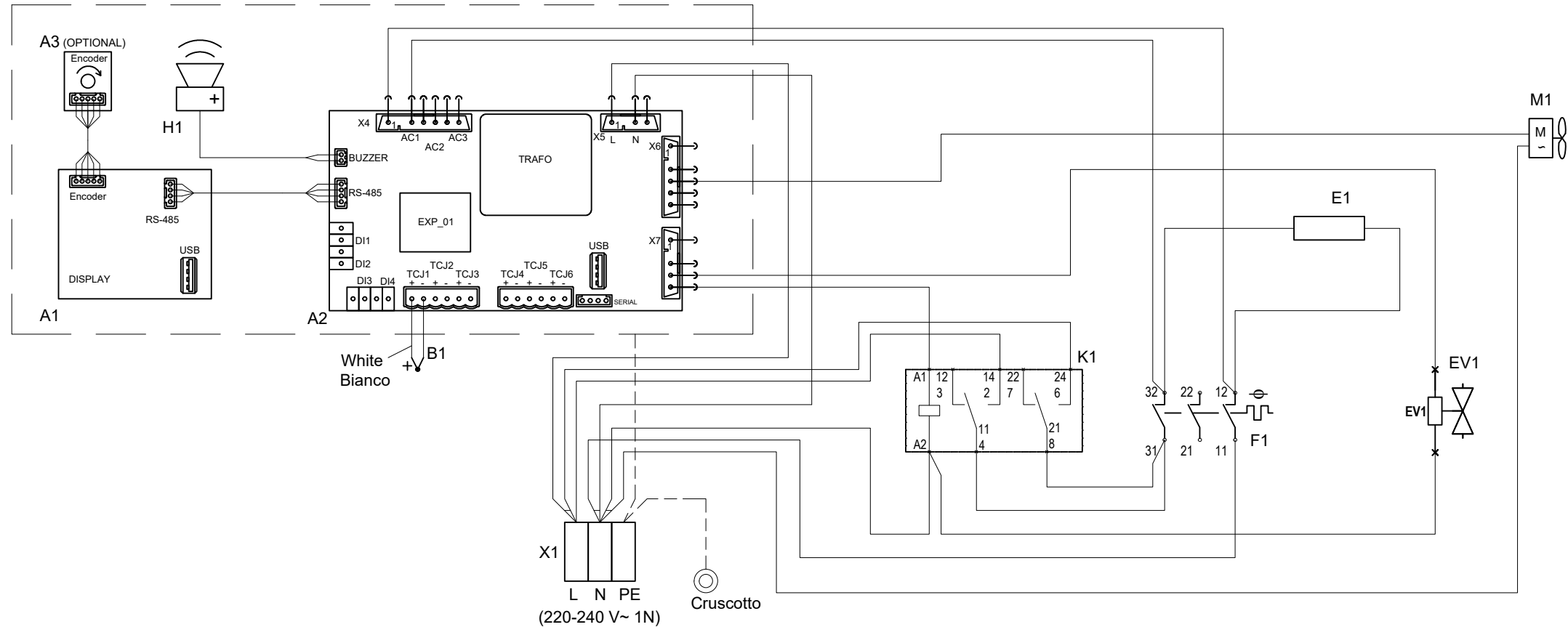
DESCRIZIONE MODIFICA	DESCRIZIONE MODIFICA	
	DATA	
	FIRMA	
	RIF	
DESCRIZIONE MODIFICA	DESCRIZIONE MODIFICA	
	DATA	07.05.18
	FIRMA	NARDINI
	RIF	18035
DA:	NARDINI	
DA:	APPROVATO DA:	



B1	INTERRUPTORE	INTERRUPTEUR	CUT-OFF SWITCH	EIN-AUS SCHALTER	B2	PULSANTE ACQUA	BOUTON EAU	WATER-BUTTON	WASSERDRUCKKNOPF
F1	TERMOSTATO DI LAVORO	THERMOSTAT	THERMOSTAT	THERMOSTAT	EV1	CARICO ACQUA	GHARGE EAU	WATER-BUTTON	WASSERZULAUF
F2	TERMOSTATO DI SICUREZZA	THERMOSTAT DE SECURITE'	SAFETY THERMOSTAT	TEMPERATURBEGRENZER					
H2	SPIA ARANCIO	LAMPE ORANGE	ORANGE PILOTLIGHT	ORANGE LAMPE					
MA	MORSETTIERA ARRIVO LINEA	BORNES ARRIVEE LIGNE	TERMINAL BLOCK	ANSCHLUSSKLEMME					
R1	RESISTENZA	RESISTANCE	HEATING ELEMENT	HEIZKORPER		(SE INSTALLATO)	(SI MONTEE)	(IF INSTALLED)	(WENN MONTIERT)

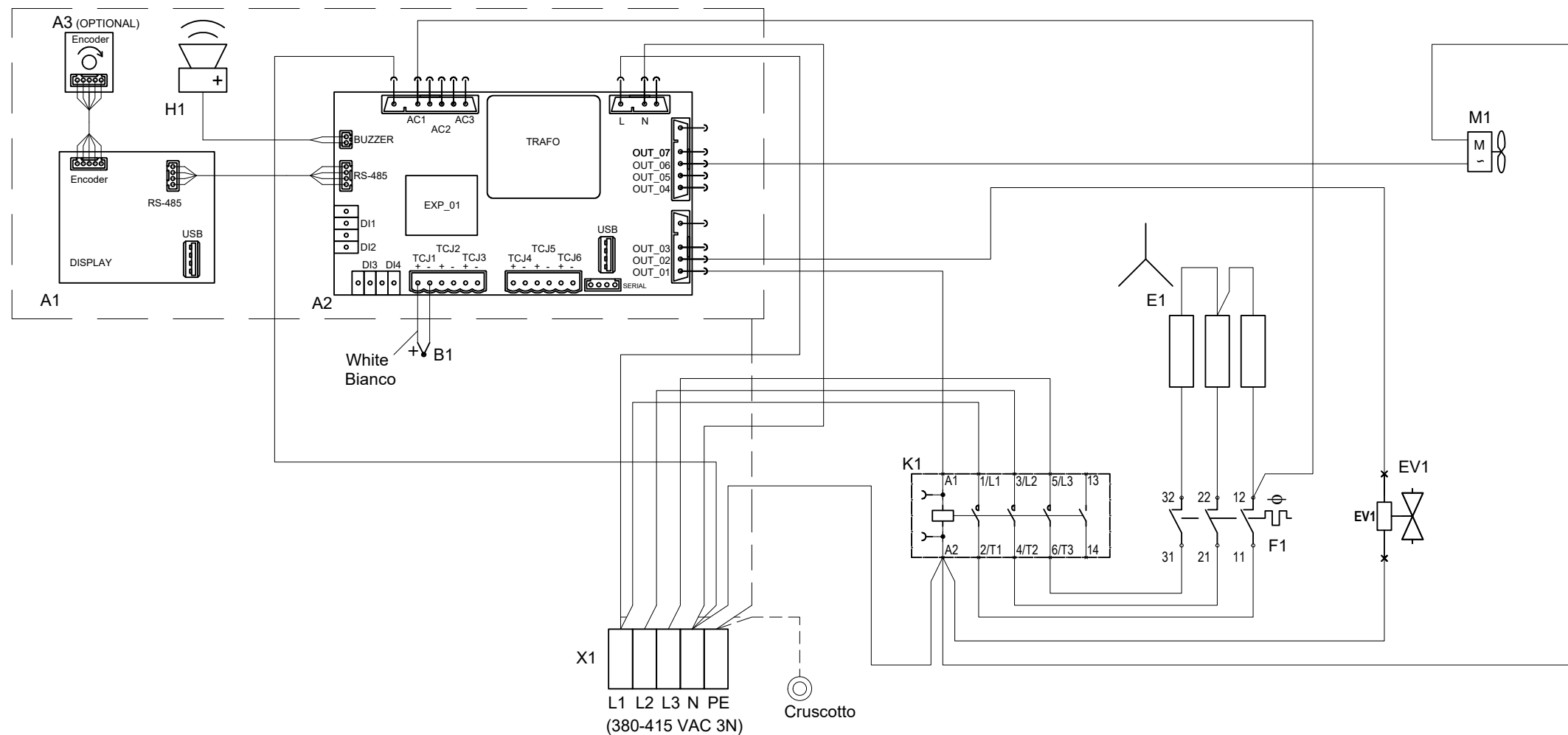
Mod	ICRB94E	NEME92_E	DT92/10 TCBE DT92/10 CBE
P(kW)	3		1.8
I(A)	13		7.8
U(V)	220-240V~		220-240V~
f(Hz)	50-60		50-60
Cable	3G2.5mm ²		3G2.5mm ²

ref		
A1	Display control board	Scheda display
A2	Power control board	Scheda controllo potenza
A3	Encoder (optional)	Encoder (opzionale)
B1	Thermocouple	Termocoppia
E1	Heating Element	Resistenza
EV1	Electrovalve	Elettrovalvola
F1	Safety Thermostat	Termostato di sicurezza
H1	Buzzer	Buzzer
K1	Relay	Relè
M1	Fan	Ventilatore
X1	Mains terminal	Terminale arrivolinea



Mod	ICRB98E	NEME94_E	DT94/10 TCBE DT94/10 CBE
P(kW)	9		5.4
I(A)	13		7.8
U(V)	380-415V 3N		380-415V 3N~
f(Hz)	50-60		50-60
Cable	5G2.5mm ²		5G2.5mm ²

ref		
A1	Display control board	Scheda display
A2	Power control board	Scheda controllo potenza
A3	Encoder (optional)	Encoder (opzionale)
B1	Thermocouple	Termocoppia
E1	Heating Element	Resistenza
EV1	Electrovalve	Elettrovalvola
F1	Safety Thermostat	Termostato di sicurezza
H1	Buzzer	Buzzer
K1	Contactore	Contattore
M1	Fan	Ventilatore
X1	Mains terminal	Terminale arrivolinea



Code	CR1225270	Drawing Description	SCHEMA ELETTRICO BM/RO ELETTRONICI 900	Rev.	00
Author	MARTINI	Document Type	SCHEMA ELETTRICO	Document Status	Description
Date	16/09/2016	This document is exclusive property of ALI S.p.A. and should not be distributed, reproduced, into any other format without prior permission of ALI S.p.A. - Specifications subject to change without prior notice -			

16065	a)	PRIMA EMISSIONE	04/10/2016	MARTINI
Rif	Rev	Description	Date	Author